


Hydroguard One System



Polymer-modified, cementitious,
one-component waterproofing slurry

- » Suitable for waterproofing horizontal or vertical surfaces
- » Ideal for basements, concrete elements, wet spaces (e.g. bathrooms), etc.
- » Protection against concrete carbonization
- » Excellent workability
- » Suitable for positive and negative humidity pressures
- » High water vapor permeability
- » Non-corrosive (free of chloride ions and lime)
- » Indoor and outdoor usage

Hydroguard One System (Hydroguard One 40 + water) is a polymer-modified, cementitious, one-component waterproofing slurry. It contains a new generation of hydrophobic polymers and selected quartz aggregates, which provide high water insulation protection, mechanical strength and excellent adhesion to structural substrates.

It is classified as coating for surface protection of concrete according to Standards **EN 1504-2** & **EN 1504-9:2008** (**Principle MC** - moisture control – Method 2.3, **Principle IR** – increasing resistivity by limiting moisture content – Method 8.3).

Hydroguard One System

Polymer-modified, cementitious,
one-component waterproofing slurry

FIELD OF APPLICATION

Hydroguard One System (Hydroguard One 40 + water) is suitable for waterproofing horizontal or vertical surfaces subject to partial or continuous moisture, basement surfaces indoor and outdoor (before

backfilling), wet spaces (bathrooms), walls, concrete, renderings and other structural elements. Provides protection against carbonation of concrete. Suitable for positive and negative humidity pressures.

TECHNICAL DATA (Measurement conditions 20°C and 50% Relative Humidity)	
Color	Grey, White
Mixing ratio	4.65 lt water in 25 kg Hydroguard One 40
Maximum grain size	600µm
Bulk density of dry mortar	1,35±0,05Kg/l
Bulk density if fresh mortar	2,00±0,05Kg/l
Temperature application	From +5°C to +35°C
Maximum thickness per coat	1 mm thickness per coat
Pot life	60 min
Time for apply the next coat	4-24 hours after the previous coat
Set to light foot traffic	8 hours after the last coat
Consumption	1.2-1.4kg/m² per mm coat

PRODUCT PERFORMANCES	
Permeability to water vapour, EN ISO 7783-2	$s_D \leq 1\text{m}$: Class I, permeable (grey, white)
Capillary absorption and permeability to water, EN 1062-3	$w \leq 0,05\text{kg/m}^2\text{h}^{0,5}$, grey $w \leq 0,07\text{kg/m}^2\text{h}^{0,5}$, white
Adhesion to concrete (Pull-off test), EN 1542	$\geq 0.90\text{ N/mm}^2$, grey $\geq 1.00\text{ N/mm}^2$, white
Reaction to fire after application, EN 13501-1	A2- s1, d0 (white, grey)

Hydroguard One System

Polymer-modified, cementitious,
one-component waterproofing slurry

DIRECTIONS FOR USE:

1. SUBSTRATE – PREPARATION: To ensure good adhesion substrate should be sound, clean, free of dust, oil, lime, tar and loose elements. On absorbent substrates light soaking with water before use.

On substrates with high absorbency (eg brick, aerated concrete, old plasters, etc.) it is recommended to apply **Eco Dur Aqua** by **KRAFT PAINTS** diluted 1:1 to 1:2 with water. Caution! The primer must properly be diluted in order to be completely absorbed and avoid film formation to the substrate surface.

On non-absorbent substrates, it is recommended to use **Epoxy Aqua Floor Primer** by **KRAFT PAINTS** with simultaneous application of quartz sand. Caution! The application of the waterproofing layer must be carried out between 24 – 48 hours after priming and care must be taken so that any negative moisture pressure does not come into contact with the primer.

For necessary repairs before application (e.g. smoothing, leveling, grooves formations at wall-floor junctions, etc.) the appropriate repairing mortars from **KRAFT PAINTS** are selected.

2. MIXING: In a clean container with pure water gradually empty the package content while stirring constantly with a low-speed electric mixer (4,65 lt water per 25Kg or 0,93 lt water per 5Kg **Hydroguard One 40**).

Mixing must be done carefully so that no amount of product remains on the walls or bottom of the container. The product is ready for use when the mixture becomes homogeneous without lumps.

IMPORTANT NOTES:

Time between successive layers: 4 – 24 hours, depending on environmental conditions.

Do not apply at temperatures below +5°C and above +35°C as well as at relative humidity above 65%.

Do not apply on frozen or very hot substrates.

Avoid application thickness more than 1mm/layer, as surface capillary cracks may form.

In case of backfilling, a special membrane (film) is applied on to the final waterproofing layer in order to protect it.

Do not use **Hydroguard One System** (Hydroguard One 40 + water) in case of free exposure of the waterproofing to solar radiation, as a final coating. In this case the 2-component system **Hydroguard Elastic System WHITE**

3. APPLICATION: Application of **Hydroguard One System**

(Hydroguard One 40 + water) is carried out using a roller, brush or metal spatula, in 2 layers (at least, depending on water load) of 1mm/per layer maximum thickness. Each subsequent layer is applied crosswise after the previous one has dried sufficiently. If 24 hours pass after the last layer, light soaking with water is recommended before application of the next one.

On "demanding" substrates that are subject to intense stress and micro-cracks already exist - or may occur - (e.g. roofs, swimming pools, balconies, tanks, etc.) it is recommended to use **Hydroguard Flex System** (Hydroguard One 40 + Hydroguard Flex Resin) or **Hydroguard Elastic System** (Hydroguard One 40 + Hydroguard Elastic Resin), and while the 1st waterproofing layer is still fresh, to reinforce with anti-alkaline fiber mesh (**Hydroguard Net 75** by **KRAFT PAINTS**). The mesh strips overlap each other by 10cm. Subsequent waterproofing layers must completely overlap the grid mesh.

At any case, in critical areas of application (e.g. construction junctions, grooves, wall-floor joints, gutters etc.) it is also recommended to reinforce the waterproofing layers locally by using fiber mesh or polyester fleece.

4. CLEANING OF TOOLS: Tools should be cleaned immediately after application with plenty of water while the material is still fresh or otherwise mechanically. Remove as much material as possible from tools before cleaning.

(Hydroguard One 40 White + Hydroguard Elastic Resin) is recommended.

In case the application surface is subject to expansion-contraction, vibrations and appear (or is about to appear) capillary cracks then 2-component waterproofing **Hydroguard Flex System** (Hydroguard One 40 + Hydroguard Flex Resin) or **Hydroguard Elastic System** (Hydroguard One 40 + Hydroguard Elastic Resin) are recommended for use.

Maintain the existing expansion joints of the substrate and, on large surfaces, create new ones approximately every 50 - 70m² (depending also on other technical specs – Please refer to Technical Support).

Do not apply in case of impending rain for at least the next 24 hours after application.


It is recommended to protect the surfaces against strong wind currents and direct sunlight.


Hydroguard One System

Polymer-modified, cementitious,
one-component waterproofing slurry

CONSUMPTION

The mixture consumption is about 1,2-1,4 kg/m²/mm. It depends on type of substrate, the type of thermal insulation boards, and also tools, conditions and method of application.

 2884 / 1871		Druckfarben Hellas S.A. Megaridos Ave., Kallistiri area, GR-19300 Aspropyrgos, Greece
23 DoP No 05.09 Hydroguard One 40 White EN 1504-2:2004 Goating (C) for surface protection of concrete structures according to principles 2(MC) and 8(IR)		
Reaction to fire	A2-s1, d0	
Permeability to Water Vapour	Class I	
Capillary Absorption and permeability to water	w< 0.1 kg/m ² ·h ^{0.5}	
Adhesion strength by pull-off test	≥ 1.0 N/mm ²	
Dangerous substances	See SDS	

 2884 / 1871		Druckfarben Hellas S.A. Megaridos Ave., Kallistiri area, GR-19300 Aspropyrgos, Greece
23 DoP No 05.10 Hydroguard One 40 Grey EN 1504-2:2004 Goating (C) for surface protection of concrete structures according to principles 2(MC) and 8(IR)		
Reaction to fire	A2-s1, d0	
Permeability to Water Vapour	Class I	
Capillary Absorption and permeability to water	w< 0.1 kg/m ² ·h ^{0.5}	
Adhesion strength by pull-off test	≥ 0.8 N/mm ²	
Dangerous substances	See SDS	

PACKAGING – SHADES

The product is packaged in 25Kg, 5Kg valve paper bags (Hydroguard One 40) in Grey and White shade.

STORAGE

Stored on wooden pallets and in a dry environment with temperature above 5°C for 12 months from the production date.

HEALTH, SAFETY

& ENVIRONMENTAL INFORMATION

Carefully read and follow all cautions and warnings on product label. For further information, refer to the Material Safety Data Sheet of this product.

Poison Centre Tel:

+30 210 7793 777

BUSINESS QUALITY VERIFICATION	
Certified F.P.C. EN 1504-3:2005 Cert. No. 2884-CPR-00129	

CERTIFIED SYSTEMS

ISO 9001 ISO 140001 ISO 50001 ISO 45001

07/2024 THIS TECHNICAL DATA SHEET SUPERSEDES ALL PREVIOUS EDITIONS RELEVANT TO THIS PRODUCT

4/4

DISCLAIMER: The above technical data, information, recommendations and guidance are based on scientific and technical knowledge, laboratory studies and long experience. However, the above information is considered to be as indicative and should be reviewed in any case in relation to each specific application conditions. Consequently, the suitability of each product in any application must be evaluated after referring to the updated Technical Data Sheet and to the website www.kraftpaints.gr, as well as after contacting the technical support department, in case of necessity. Our company guarantees the quality of the product itself, whilst in any case the user/applicant is exclusively responsible for any undesirable failures after using the product.

DRUCKFARBEN HELLAS S.A.

ASPROPYRGOS 19 300, ATTICA - GREECE | TEL.: +30 210 55 19 500 - FAX: +30 210 55 19 501
www.druckfarben.com | www.kraftpaints.com



Toll-free number

800 111 7700 Monday - Friday, 8.00 am - 04.00 pm
 e-mail: paints.orders@druckfarben.gr